

Sweetpotato Knowledge portal Breeder's meeting Maputo

A little knowledge in *use* is worth infinitely more than a lot
of *idle* knowledge
Jens Riis-Jacobsen

Help: Discussion forum on portal

What do you already know about sweetpotato knowledge portal, SKP

1. I have never visited the SKP
2. I have looked at SKP briefly
3. I have looked at the relevant information on SKP
4. I am not a member of SKP
5. I am a member of SKP, but have not yet contributed
6. I have been trained on SKP use
7. I have contributed content to SKP

Why a knowledge portal?

- Help sweetpotato scientists and development professionals do our job better
- Help people keep up to date, solve problems and make better decisions
- Strengthen the sweetpotato community of practice
- Facilitate networking and collaboration
- Develop a common language
- Diffuse best practices
- Cross-fertilize ideas and increase innovation
- Enhance the 'memory' of the sweetpotato community

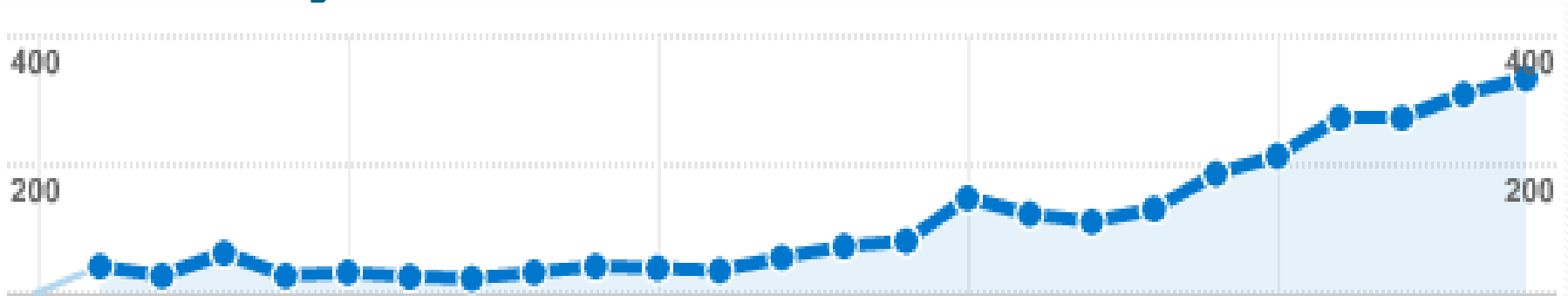
Key elements of portal

- All members are equal
- Respectful tone of debate (no politics, no fights etc)
- Sweetpotato knowledge structure organizational principle for the content
- Portal work in English (default), French, Portuguese, and Spanish, and include translation tools
- Easy to find information
- Easy to add information (but only members can add)
- Optimized for low bandwidth conditions (few clicks, few page updates, low resolution graphics etc)
- User friendly, and little or no training needed.

Statistics from last month on SKP

- 9,000 page views in last month, increase 150%
- 1,700 visits by 1,200 visitors, increase 90%
- 40% of all visits from Africa
- 55% of all page views in Africa
- 2/3 Google, 1/6 referral, 1/6 direct

Development in number of weekly visitors 2011



Types of content and # members

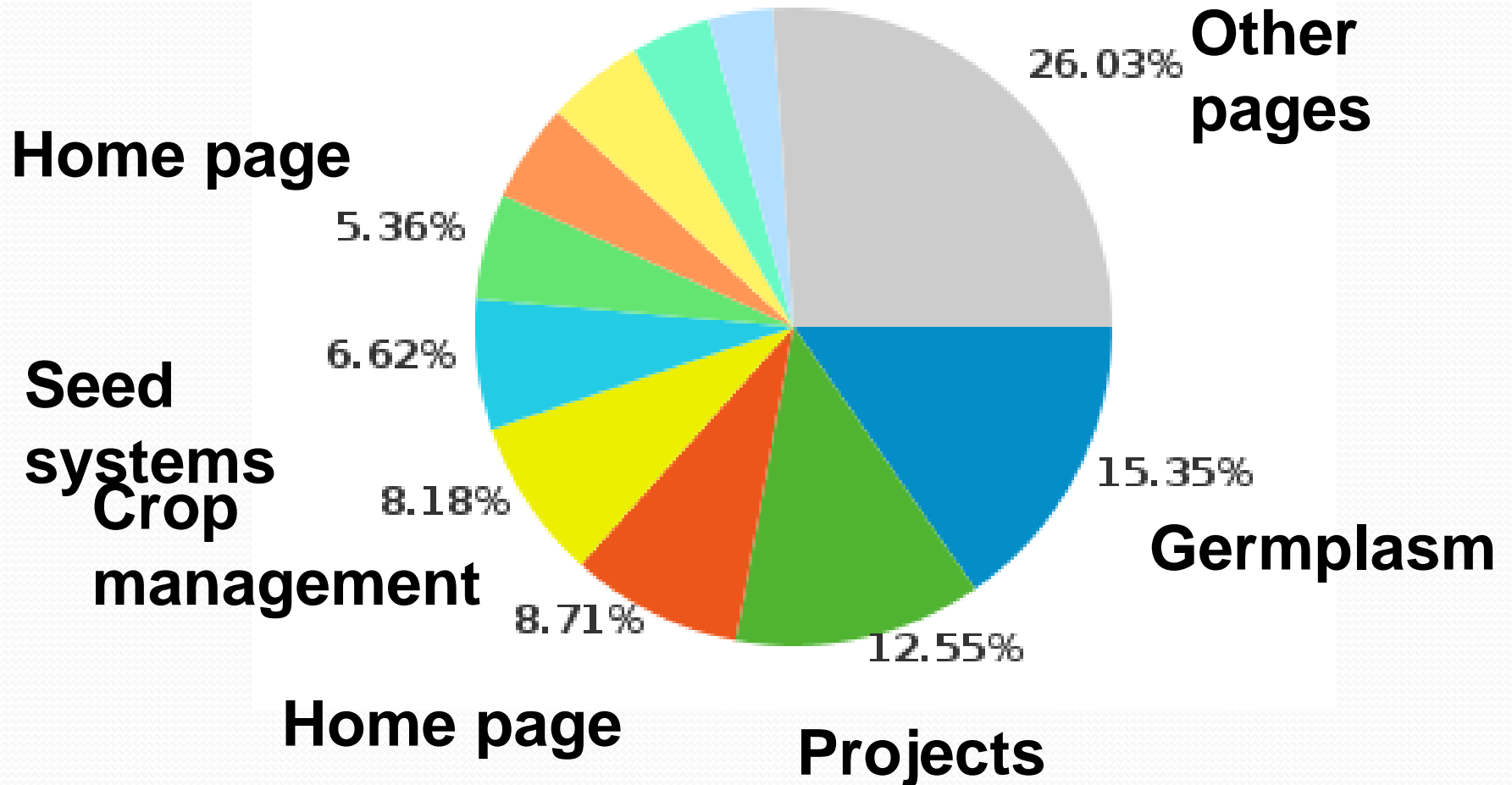
- 386 files (pdf typically)
- 273 images
- 84 web pages
- 30 links to external content

- 171 members
- **26 have uploaded content**

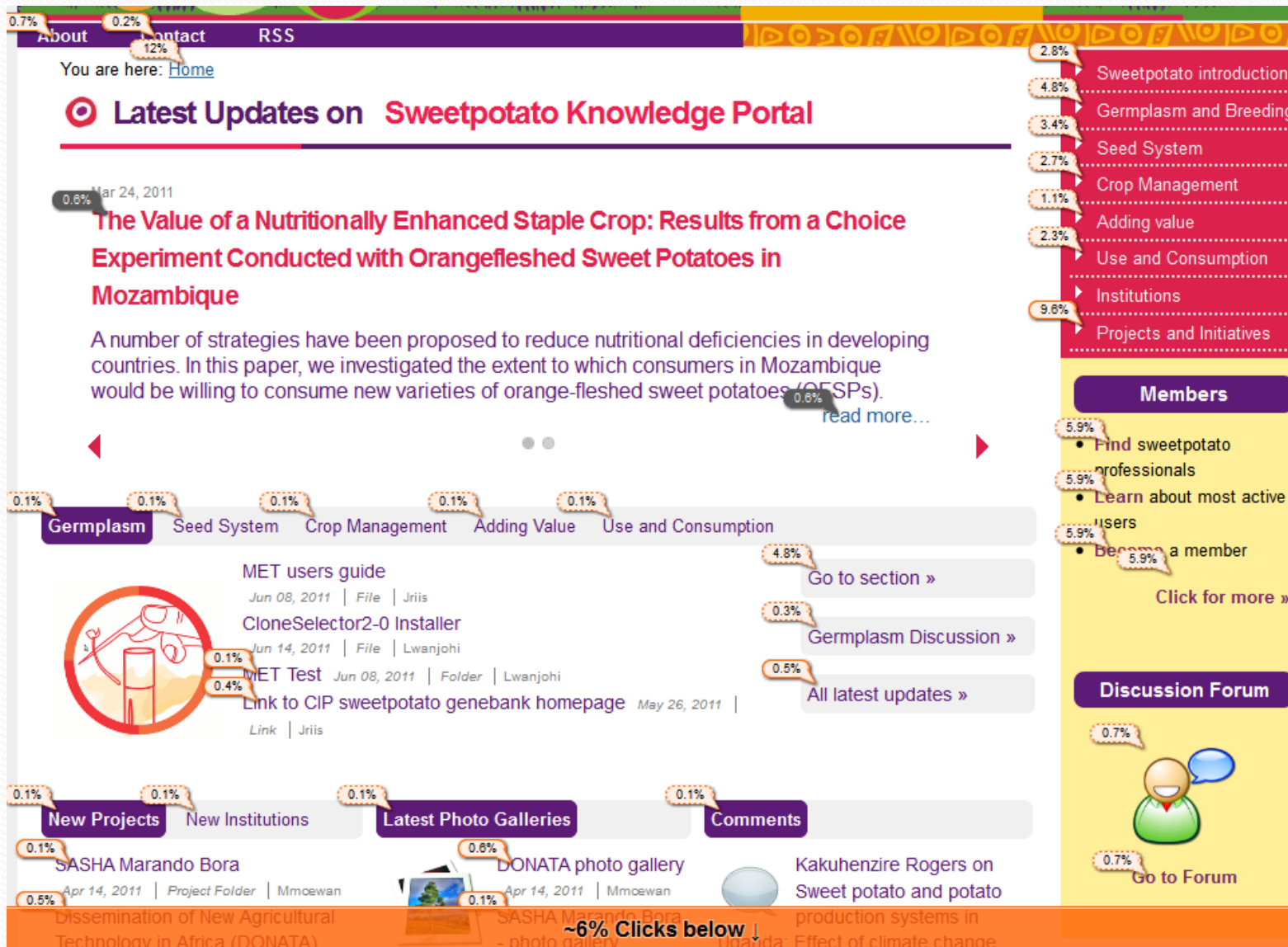
Distribution of content on SKP

- Germplasm 165 items
- Seed systems 67 items
- Crop management 69 items
- Adding value 36 items
- Use and consumption 67 items
- Institutions 35 items
- Projects 291 items

Most visited areas



What does visitors click on?



How to find information

- Dynamic search field (write a few letters and search results start appearing)
- Latest updates show on front page, and on each topic and sub-topic (no need to click on folder to see what is new)
- Links to sub-topics and recent updates on topic pages e.g. Germplasm

How to navigate with few clicks (important on slow connection)

- Use Dynamic Search and arrive with one click
- If the information is new use Latest Updates and arrive with one click
- Use Topic pages and links to sub-topics and recent updates (2-3 clicks)
- Use “bread crumb” trail on top of page to go back up in hierarchy :
 - You are here: [Home](#) › [Sweetpotato introduction](#) › [Users Guide](#) › How to become a member?
- Use menu navigation

How to become a member

1. **Go to** www.SweetpotatoKnowledge.org
2. In the upper right corner **click on Register**
3. This will open a Registration form. **Fill in all the form,** or as a minimum the ones marked with a red square.
4. Once you have filled it in click **Register**
5. After registration SKP will offer to log you in, but you will still not be able to add content, as this requires the SKP manager to assign you permissions. **Normally, you should have been assigned the permissions by next day, and you can then log in and proceed to add content.**

Understanding Content

1. **Folder/Menu:** Help organize content logically
2. **File:** Existing Word, pdf etc document that is uploaded, good for large documents
3. **Page:** Similar to Word document, but written directly online (or copy/paste), good for small simple documents
4. **News:** Similar to Page, but mainly of temporary interest, show in special News section
5. **Event:** Event added to Calendar
6. **Link:** Link to external or internal page
7. **Institution:** Special folder for institution
8. **Project:** Special folder for Project
9. **Private Project:** Folder where user can limit access to project members

How to add content?

- Note: To add content you must first become a member and have permissions assigned (may take a day)
 1. Login to Sweetpotato portal
 2. Go to the place where you would like to STORE the content (Note: **Content is stored where you create it**)
 3. Click on the type of content you would like to add
 4. Fill in the relevant fields in the form that appears (Minimum is **title**, and all fields marked with red square are compulsory)
 5. **Click Save**
 6. Revise the content and **Publish it**

Issues to discuss

- For you, **what is the usefulness** of the sweetpotato portal?
- What can we do, so that **your content becomes available on the portal?**
- **What can we do** to make the portal better/more useful for you?
- **What will you do** to make the portal better/more useful?
- **What would you like to work on** for the next 1.5 hours?