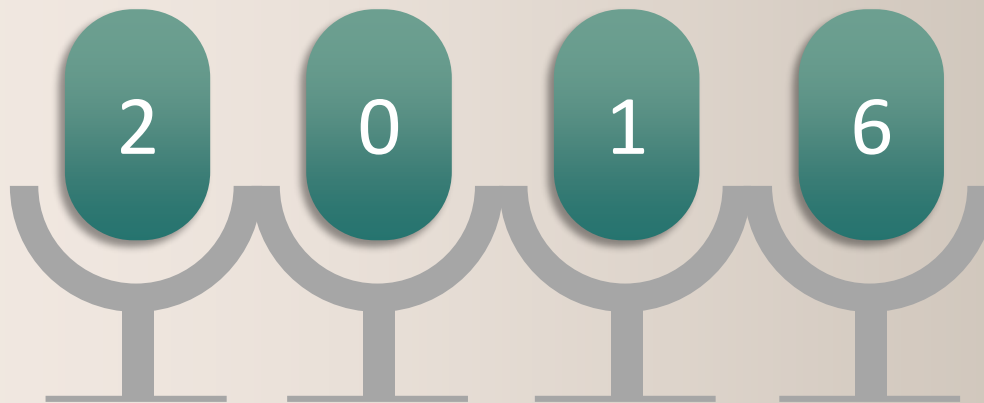




# BNFB PROJECT

## Tanzania Advocacy Plan



Moses E. Mnzava  
Snr. Country Coordinator

# PROJECT CHALLENGE

....I have a dream that BNFB will set in motion and institutionalise, self-sustaining, effective and efficient actions and processes that will ascertain:

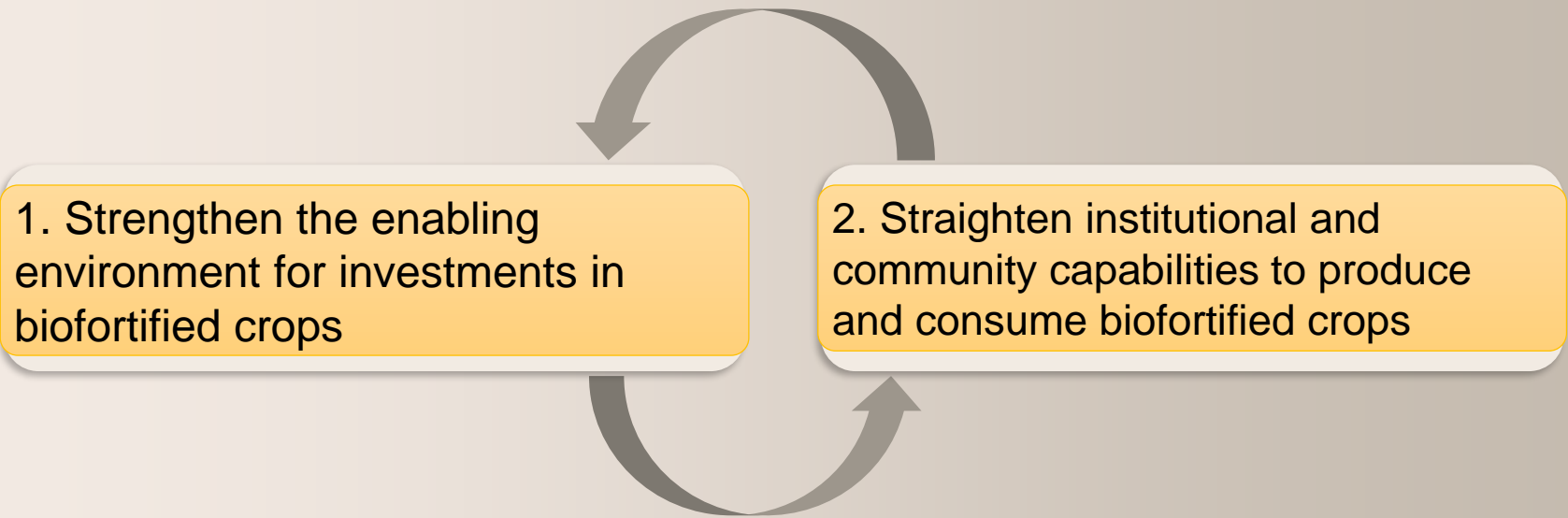
1. Govt adoption of 'a food basket (multiple) crop fortification' approach as a **flagship** strategy to scaling up nutrition and combating micro-nutrient deficiency especially to women and children

2. Effective non-state actors (for profit and not-for-profit entities) engagement in crop biofortification value chain

to ensure sustainable food security and concretely manage micro-nutrient deficiency countrywide.

*\*\*\* We need flagship biofortified Cassava, Beans and Maize varieties, which after cooking retains requisite micro-nutrients, nutritiously sufficient to redress micronutrients*

# PROJECT OBJECTIVES




1. Strengthen the enabling environment for investments in biofortified crops

2. Straighten institutional and community capabilities to produce and consume biofortified crops

- Each of the consortium partners and other stakeholders to engaged in the course of the project implementation has a critical role in realising either one or both of these two objectives
- **An important question**=> What can the project do to facilitate the partners' or stakeholders' role in the realisation of the project objectives. This would imply that the partner or stakeholder **has identified a specific activity** that would contribute to achieving a particular objective- and **a specific bottleneck** restraining their optimal undertaking or accomplishing of that activity.
- **Observation**: It is the partners' and stakeholders who actually, in their activities realise project objectives

# Project Model

Key ingredients for nation-wide sustainable scale up of multiple fortified crops



4. Committed local, National and International stakeholders

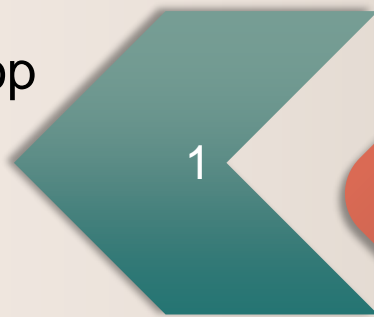
3. Supportive Policy and Legal Environment

2. Strong/capable institutions institutions

1. Available proven technologies

# ADVOCACY 4 WHAT?

Conducive Crop  
Biofortification  
Policy & Legal  
Environment



Awareness &  
Demand  
Creation



Investment in Crop  
Biofortification  
value chain e.g.  
Supply of Fortified  
Seed and Planting  
Materials

## NOTABLE PROJECT TARGETS

It is anticipated that 2.175 million additional households will adopt biofortified crops in the 2 countries as a result of the BNFB (US \$ 10M investments over the next 5 years).



1. US \$ 5M Investment Made

TZN  
BFNB  
TARGET

1 Million New Households

# KEY DOCUMENTS



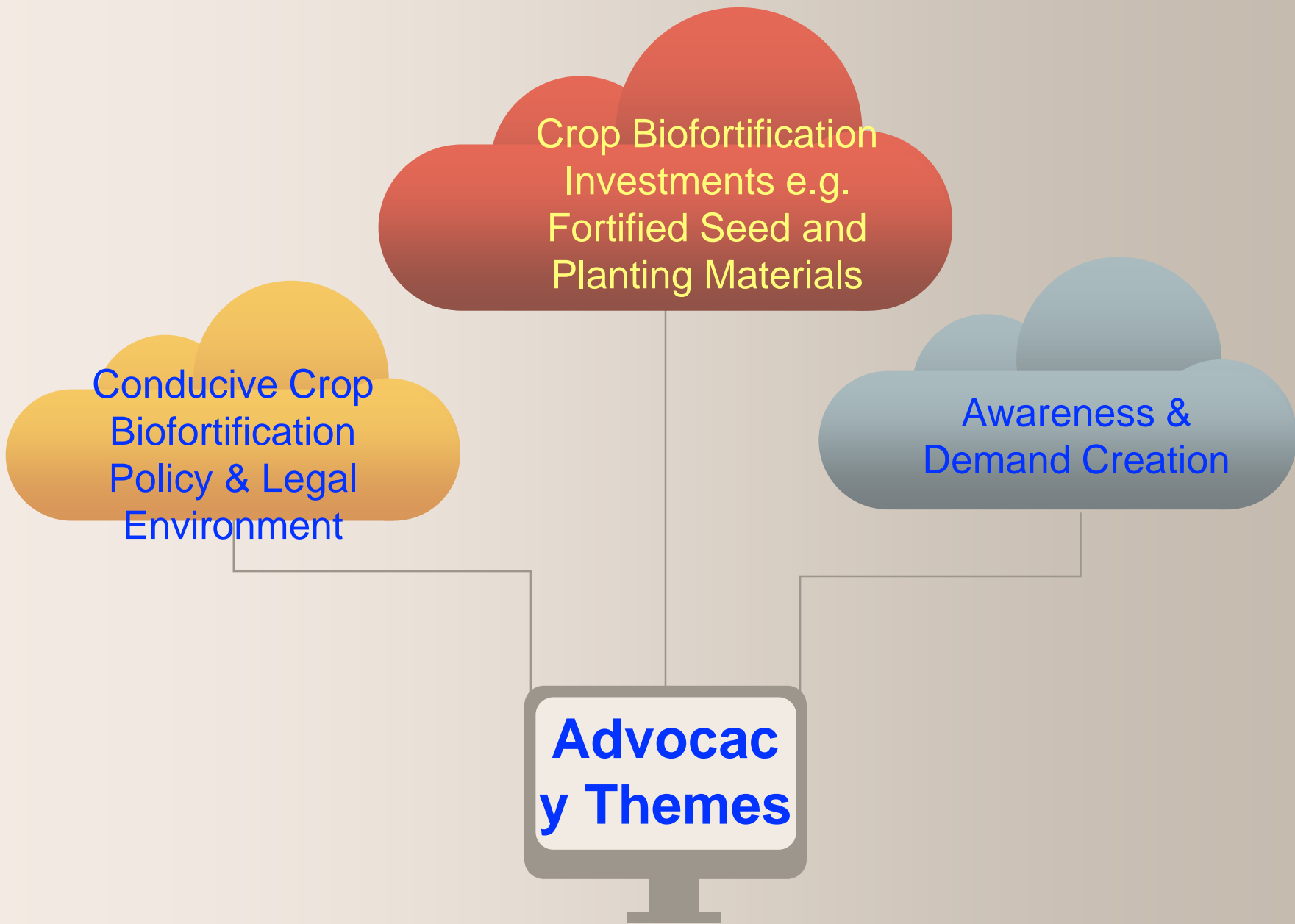
SITUATIONAL ANALYSIS



ADVOCACY STRATEGY



CROP BIOFORTIFICATION  
INVESTMENT GUIDE





## Advocacy Plan:

1. Identification of in-country flagship biofortified maize, beans and cassava  
- OFSP is already on the ground
2. Identification of 'a food basket crop-biofortification for nutrition' approach  
National Champion -E.g HE. FMR President. Dr. JKN
3. Identification of crop biofortification policy issues and legal requirements  
/ gaps - Support stakeholders efforts in igniting/enhancing the respective  
policy making process - e.g.
4. Creatively matching nutrition stakeholders with the crop biofortification  
value chain and investment guide
5. Effective stakeholders engagement: -incite ownership of specific project  
aspects to strategic 'project vision' stakeholders e.g.
  - i) Leveraging and building from the institutional set up of the SUN Initiative - this will  
include stakeholders' review and engaging relevant current or prospective  
stakeholders who are left out
  - ii) Leveraging and building from existing national strategies and policies e.g. Tanzania  
Nutritional Policy; The 2011/12-2015/16 National Nutrition Strategy
  - iii) Leveraging and building from current policy and strategy review e.g. The ongoing  
Nutrition Policy Implementation Strategy development
  - iv) Leveraging from Gov agencies and institutions e.g. ASA; Research Institutions etc.
  - v) Private Sector engagement - E.g. Seeds (Tanseed), Processing and  
awareness/marketing
  - vi) Local and international not-for-profit sector engagement
  - vii) Coordinating BNFB lead partners to localise and streamline their specific contributions

Leveraging and building from the institutional set up of the SUN Initiative - this will include stakeholders' review and engaging relevant current or prospective stakeholders who are left out

- Presidential commitment to SUN Initiative
- High Level Steering Committee in Nutrition (HLSCN) - a multi-sectoral, multidisciplinary and multi-dimensional body
- Chair of HLSCN -Permanent Secretary - Prime Minister's Office
- Parliamentarian Group on Nutrition
- Council Steering Committee in Nutrition (CSCN) / District nutrition steering committees- Sub-national level
- National Technical Working Group in Nutrition (NTWGN) - Chaired by TFNC
- Partnership for Nutrition in Tanzania (PANITA) - a civil society wing for Scaling up Nutrition (SUN) in Tanzania
- Joined REACH - Renewed Efforts Against Child Hunger and undernutrition

# Leveraging and building from existing institutional strategies and policies e.g. the 2011/12-2015/16 National Nutrition Strategy

## - The National Nutrition Strategy Objectives



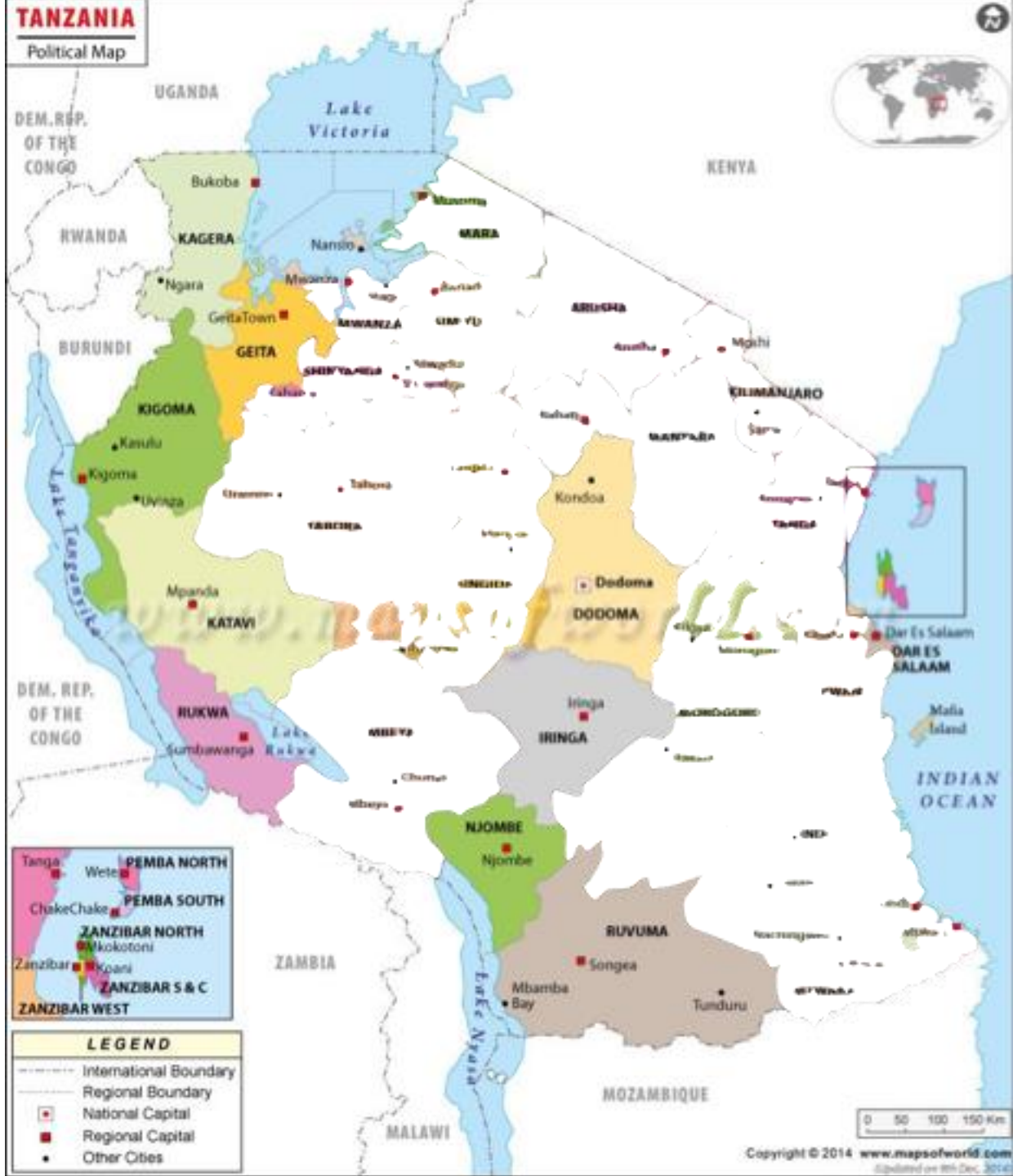
1 million Households - Community Level Intervention: E.g. Survey results of mainland Tanzania show a level of chronic malnutrition considered “very high” (exceeding the 40% threshold in nine regions—Iringa, Njombe, Kagera, Dodoma, Ruvuma, Rukwa, Kigoma, Katavi, and Geita). In three of the regions, the level was above 50%: Iringa (51.3%), Njombe (51.5%), and Kagera (51.9%) - RC's Hidden Hunger Initiative

Table 1: Number and Percentage of Private Households by Region, Rural and Urban Residence; Tanzania Mainland, 2012 Census

	Region	Total	Rural	Urban
		Number	Number	Number
1	Dodoma	450,305	377,320	72,985
2	Ruvuma	300,005	222,994	77,011
3	Iringa	220,776	159,618	61,158
4	Rukwa	198,011	148,698	49,313
5	Kigoma	370,374	299,351	71,023
6	Kagera	521,028	465,595	55,433
7	Njombe	168,982	128,712	40,270
8	Katavi	100,350	69,476	30,874
9	Geita	283,584	228,714	54,870
		<b>2,613,415</b>	<b>2,100,478</b>	<b>512,937</b>

# TANZANIA

Political Map



**Pemba Islands:** Tanga, Wete, Pemba North, Pemba South, ChakeChake.

**Zanzibar Islands:** Zanzibar North (Kokotoni), Zanzibar (Koani), Zanzibar S & C, Zanzibar West.

LEGEND	
-----	International Boundary
-----	Regional Boundary
■	National Capital
■	Regional Capital
●	Other Cities

## Community Level Intervention:

- To reach these nine regions i.e.—Iringa, Njombe, Kagera, Dodoma, Ruvuma, Rukwa, Kigoma, Katavi, and Geita). We can liaise with the PMO and ignite the respective RC's Stump Hidden Hunger Initiative through raising of local resources
- To reach all district councils across the country - we can use existing platforms such as PANITA with its 103 Nutrition CSOs; the Association of Local Authorities of Tanzania (ALAT) and leverage on its Annual General Assembly
- To reach special groups - we can use the “**Lioness and Curbs**” Strategy: In the context of gender-responsive agricultural interventions - bring together for example TAWLA; TAMWA and TGNP- and have a joint “Right to Nutritious Food - Right To Live’ Project

# Resource Mobilisation



- The high ranking national Champion can help in resource mobilisation at National and International level

For example at the National Level - host annual fund raising dinner with a variety of institutions, organisations and private sector (US \$ 10,000 x 250 - US \$ 2.5M )

- Other stakeholders can raise locally and internationally as within their capabilities - The SDGs 2: No Hunger (*achieve food security, improved nutrition and promote sustainable agriculture*); 12 Responsible Consumption (*Ensure sustainable consumption and production patterns*)

**THANK YOU**